
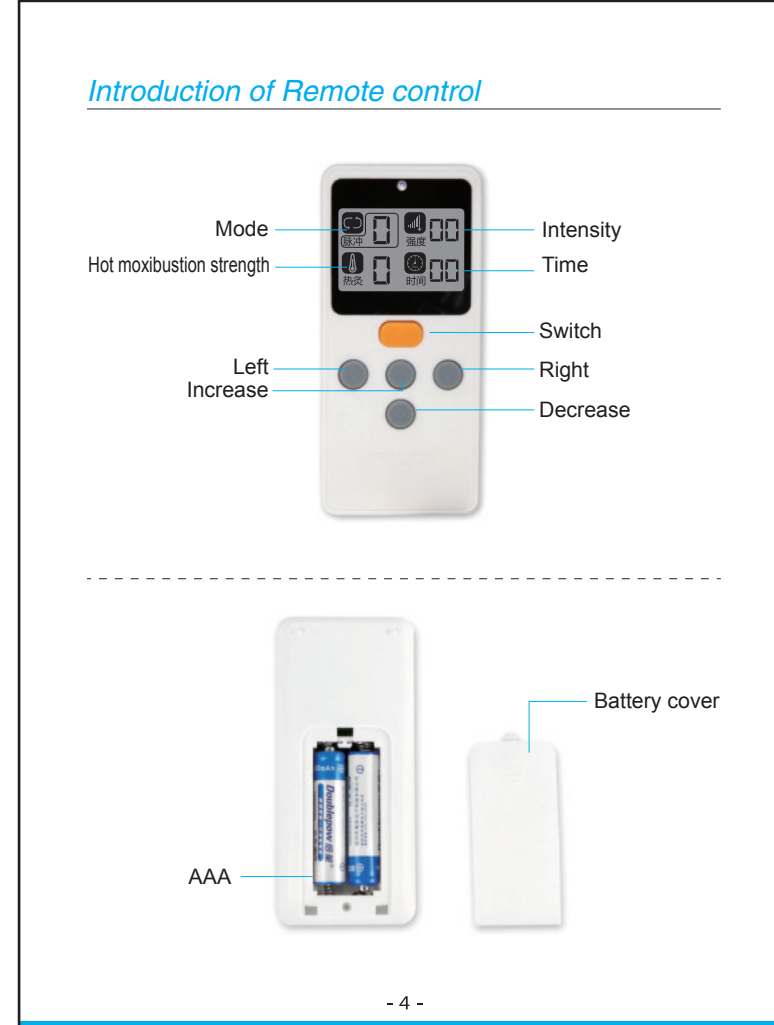


<b>Instruction Manual</b>	
<b>CERVICAL VERTEBRA MASSAGER</b>	
	
<p><b>Features</b>..... 01</p> <p><b>The whole structure</b>..... 02</p> <p><b>Random accessories</b>..... 03</p> <p><b>The remote</b>..... 04</p> <p><b>Operation method</b>..... 05</p> <p><b>Rechargeable batteries use</b>..... 06</p> <p><b>Safety precautions</b>..... 07</p> <p><b>Frequently asked questions</b>..... 08</p> <p><b>Remote control using</b>..... 09</p> <p><b>Look</b>..... 10</p> <p><b>Packing list</b>..... 11</p> <p><b>Cleaning and maintenance</b>..... 12</p> <p><b>To the user</b>..... 13</p>	<p><b>Functional characteristics</b></p> <p>The multifunctional cervical vertebra health care instrument using accord with human body cervical physiological structure of stimulating design, using low frequency electrotherapy, amniotic traction and vibration massage, modulation of meridian acupuncture, multi-channel mode formation an efficient composite energy field, direct access to the deep tissue of human body and acupuncture points. Throughout the use of the process, the cervical spine has always maintained a correct posture, the correct use of the cervical spine to provide a scientific platform. Allow you to easily efficient and pleasant massage of home, so that you get more value to enjoy.</p> <p><b>Comfortable massage instrument for neck</b></p> <p>Applicable to cervical spine caused by pain, shoulder numbness, headache, dizziness and other symptoms. To stimulate fatigue and relax the local muscles, the random meridian physiotherapy path is the perfect unity of the essence of traditional Chinese medicine and modern microcirculation technology.</p> <p><b>Meridian therapeutic patch:</b></p> <p>Suitable for rheumatoid arthritis, periarthritis of shoulder, lumbar muscle strain, nerve pain, relief fatigue, hair pain, scalp itching, postpartum abdominal pain stimulation. Breaking the tradition, a machine dual purpose, perfect upgrade, when you do cervical massage therapy, you can also do other parts of the meridian physiotherapy, where you want to paste!</p> <p><b>Product features</b></p> <ol style="list-style-type: none"> <li>1. According to the human body engineering design, aesthetic science, compound neck curve.</li> <li>2. 1 kinds of automatic combination therapy mode, 2 kinds of combination therapy mode, 3 kinds of single physical therapy mode, can choose according to different needs, the application of the cover is more extensive.</li> <li>3. Hot modulation massage, With 3 different intensity (heat).</li> <li>4. 3 kinds of electric pulse massage, with 50 different intensity (strength).</li> <li>5. The timing of the regulation.</li> <li>6. The modulation by 1, 2, 3 level, according to their own needs and environmental temperature selection.</li> <li>7. The degree of remote control, LCD menu clear, more humane.</li> </ol>



**Operation method**

**First, the operation of power supply**

1. Adapter power supply  
With adapter functioning power supply of the output plug in to message apparatus, DC jack, and then the adapter must also get a headset for the socket of the alternating current power supply, the hot charging indicator light shows charging state successfully.

2. Lithium battery power supply  
Built-in rechargeable battery supply (applicable to charging type)  
Two, functional operation

A1: The product first boot, until the switch indicator lights flashing after recovery will level, optional part and the conductor must wear well, and then massage device close to the neck (conductor plate pulse therapy two pieces of electrode points), if the cervical spine with need must clean before 5 can be used.  
A2: Hand held remote control according to the "switch" if "figure 17" key foot, the host "home" "stop" the power indicator lights stop flashing, the working procedure to start, to enter the automatic mode, both the following menu settings:

1. The default time: 30 minutes (on the display shows a numerical "figure 2" with "0", "0" button to select the window can be changed, each by a "number", "0" can be increased another 5 minutes less, adjustable time range for 5-60 minutes).
2. The default function: automatic mode "type left functional account" (on the screen showed numerical "figure 3" with "0" and "0" button to select the function has nine setting mode).
3. The default hot modulation model: 01 mode (on screen display numerical display "figure 4" with "0", "0" key to the "hot" option selection can be changed, each by a "number", "0" can switch to 0 mode, can choose the mode with three).
4. The default intensity of hot modulation: 03 effect (on screen display numerical display "figure 4" with "0", "0" key to the window selection can be changed, each by a "number", "0" can adjust the intensity of the, can choose intensity has 3 the default).
5. Default pulse mode: 01 mode (on screen display a numerical "figure 5" with "0", "0" key to select the window can be changed, each by a "number", "0" can switch to 0 mode, can choose the mode with three).
6. The default intensity pulse: 03 effect (on screen display a numerical "figure 6" with "0", "0" key to select the window can be changed, each by a "number", "0" can adjust timing mode, can choose the mode with 3 the).

**Operation method**

**Stop working, press "figure 17"**

When the remote controller is operated, the infrared light emitting window of the remote controller needs to correspond to the infrared receiving window of the message instrument, and the message instrument can receive the infrared signal when the infrared signal is successfully received.

A3: Accompanying description: with a remote control with LCD display, display the corresponding numerical, also in the current mode, you can also select. Mostly you need mode or strength (strength in the current numerical display).

Operation demonstration is as follows:  
Example 1: when the current figure 4 you can "0", "0" button to select the window here then "number", "0" choose to modify the hot modulation mode, can choose to modify the mode such as: "figure 4" where you can add hot modulation mode (change operation diagram)

1,2 Cases: the display of the current "figure 10" you can "0", "0" choice here window and then "number", "0" for modifying the pulse strength (intensity), you can choose to modify the strength (strength) as shown on Fig. 11 "where you can add pulse intensity change figure)

In example 2-1: shows the current picture 12, figure 5 you can "0", "0" choice here window and then "number", "0" choose to modify the mode such as: "figure 15" where you can add pulse intensity change figure)

The use of "+" and "-" keys in B1: remote control  
"0" key to the left of the item: "+" button to select items

**Operation method**

B2: Remote control a "number" V. The use of a  
"0" adjust the selected item number: "a small number of multi regulation of the selected item.

B3: Mode switch  
Through the "0" or "0" button to select "key", according to a "number" V button to switch the six choice can be as follows:  
Automatic mode: heating operation;  
Fever: fever and fever of the pulse;  
Intensity adjustment  
Through the "0", "0" key select "key", according to a "number" V key switch electric impulse or hot modulation strength, electric impulse degree 50 data, hot modulation strength has 3 files.  
Switching of 85: Heating mode  
Through the "0", "0" key select "key", according to the "0" and "0" key to switch the heating mode, high level (3), level (2), level (1), no level (0).  
Switching of 86: Electric pulse mode  
Through the "0" or "0" button to select "key", according to "0" and "0" button to switch the electric pulse mode, there are 9 modes.  
B7: Timing adjustment  
Through the "0", "0" key select "key", according to the "0" and "0" key to switch timing, adjustable range from 5-60 minutes, each at a time can be increased or decreased 5 minutes, recommended to use 2 times a day, electric pulse 15-30 minutes each time, heat every 10-30 minutes.  
(NOTE: must be close to the skin to work properly)

**The use of rechargeable batteries**

1. When the built-in lithium battery power shortage, you can use the adaptor to charge, plug the adaptor DC head into the product DC jack, the power indicator light, the battery is full of electricity, the power indicator light blue light. Electricity is about 2-4 hours.

2. Full power after the shell for 5 days or so (30 minutes a day).

3. Under normal use, the charging battery life is more than or equal to 500 charge discharge, approximately 2-3 years (according to use 2 Times a day, each no more than 60 minutes).

4. Long time does not apply to charge the battery, will shorten the battery life, it is recommended to charge at least once a month.

Use of remote control dry batteries  
1. Remote control using two No. 7 batteries, can be used for 30 days (10 times a day, 2 minutes each day).

2. When press the button, the remote control LCD resolution obviously weakened or can only close to the host not light receiving window to remote control, the battery power is insufficient, please replace the new battery.

3. For a long time not to apply this product, please take out the battery. Otherwise, it may cause the leakage of the battery and cause the failure of the machine.

4. Please do not use the specified type of accidental battery.

5. Do not install the wrong battery positive and negative poles.

6. Do not use the battery in more than 45 degrees Celsius environment, otherwise it will affect the performance and life of the battery.

7. After using the battery waste method in accordance with the provisions of the city's environmental protection regulations.

**Safety precautions**

Specification is represented by a warning sign and legend, its purpose is to enable you to safe and correct use of the product, and to prevent damage to you and others caused by.

Warning mark, legend and its meaning are as follows:

Warning sign meaning

Warning sign	Meaning
	Danger of injury or death or serious injury when used in a wrong place.
	The possibility of an injury or serious injury to a person who has used the wrong one.
	The possibility of a person's injury or damage to the item when the error is used.

Legend mark

	Symbol is a compact (not allowed to do). The specific compact is contained in the text near the text or picture said. This drawing is said to be "symbolic".
	Sign is a sign of caution (something that must be observed). Specific enforcement context is, in the goods expressed by words or pictures in the vicinity. The "general compulsory".
	The meaning of symbol is "off" (non-application part of symbolic meaning is type II equipment).
	The meaning of the symbol is only the meaning of the indoor use of symbols is, pay attention to, please refer to the random file.
	The meaning of the symbol is the first surface in the positive pole of the DC power supply, and the outside is the negative pole of the DC power supply.

**Safety precautions**

**⚠ DANGER**

Do not use with other medical electronic instrument colleagues, such as cardiac pacemaker, artificial heart and long other medical devices to prevent the such as electric shock, electric shock, ECG and other medical devices will be affected to stop working.

Health care instrument message products may cause burns, and may also damage health instrument. Health care instrument must be used in the health care system may be avoided.

The use of electrode near the face increases the risk of heart fibrillation.

**⚠ WARNING**

Prevent contact and avoid any mechanical impact, sensitive skin, heat disease, sunburn, etc. after use.

1. Do not use in the vicinity of the head, head, mouth, genital, skin diseases, inflammation, etc. after use.

2. The skin is not sensitive to the person or the heat sensitive to prohibit the 3, can not be high level. Sensitive, electrostatic isolation, damp places 4. Use the product.

5. Do not disassemble, repair, and transform the health care equipment, will cause trouble or shock accident.

**⚠ NOTICE**

1. In the use of the process can not move the health care device, change the use, should put the first shutdown and then use, otherwise there will be a 2. DANGEROUS situation or non-expression of awareness of the body of people 3. Do not use.

4. The use of the product and feel the body is not in good time, please stop using immediately.

5. Using the power plug when the product is on and not 6. The heating surface, the heat sensitive people must pay attention to the use of.

**Frequently asked questions**

Q: The use of electric pulse function, some of the pain in the neck is the reason?  
Answer: Neck tingling of the reason is the user's skin is dry, massage device and neck not completely stick tight, electrical pulse function discomfort and suggestions when in use, use a wet towel to wipe the wet skin or completely close to the neck massage device, electric pulse strength should be weak to relieve, or absorption. If the body is not suitable, can choose other function to carry on the massage, electric pulse is the use of traditional Chinese medicine acupuncture manipulation of the neck meridian acupuncture, massage instrument is not a cervical neck.

Q: Why is the neck skin numb?  
Answer: Using electric pulse function and cervical part appears anywhere because your skin dry, or massage instrument not fully close to the skin, it is recommended when using, use a wet towel to wipe the wet skin of neck, to completely close to the neck massage device, 2 days after the rash gradually disappear.

Q: With hot modulation function, feel the skin is very hot?  
Answer: The use of hot modulation function, the temperature should be low after the high, so that the neck to adapt to hyperthermia temperature, so as to avoid the beginning of hyperthermia caused by skin discomfort.

**Frequently asked questions**

Question: Cervical massage instrument why the neck pain?  
Answer: Cervical spine massage instrument using ergonomic design, perfect fit different neck size of human body. Cervical adhering part of high-grade rubber paint material, on the neck to form an effective protection, when in use, please the right to use the product, and for maintain the correct posture, it is recommended that a day for 30 minutes, 15 minutes each time, make the cervical vertebra to relax.

Q: Why not sensitive remote control?  
Answer: Remote controller is not sensitive to the reason is caused by improper operation, the correct method is the remote end of a launch window alignment apparatus in the treatment of "hot light receiver", press the function key can operate, reference page 13 as shown in the figure.

Q: Cervical spine meridian massage device for a long time does not use the battery, the battery is no electricity, how is it going on?  
Answer: Because the long time is in the standby state cost of electricity, such as reuse, re-charging.

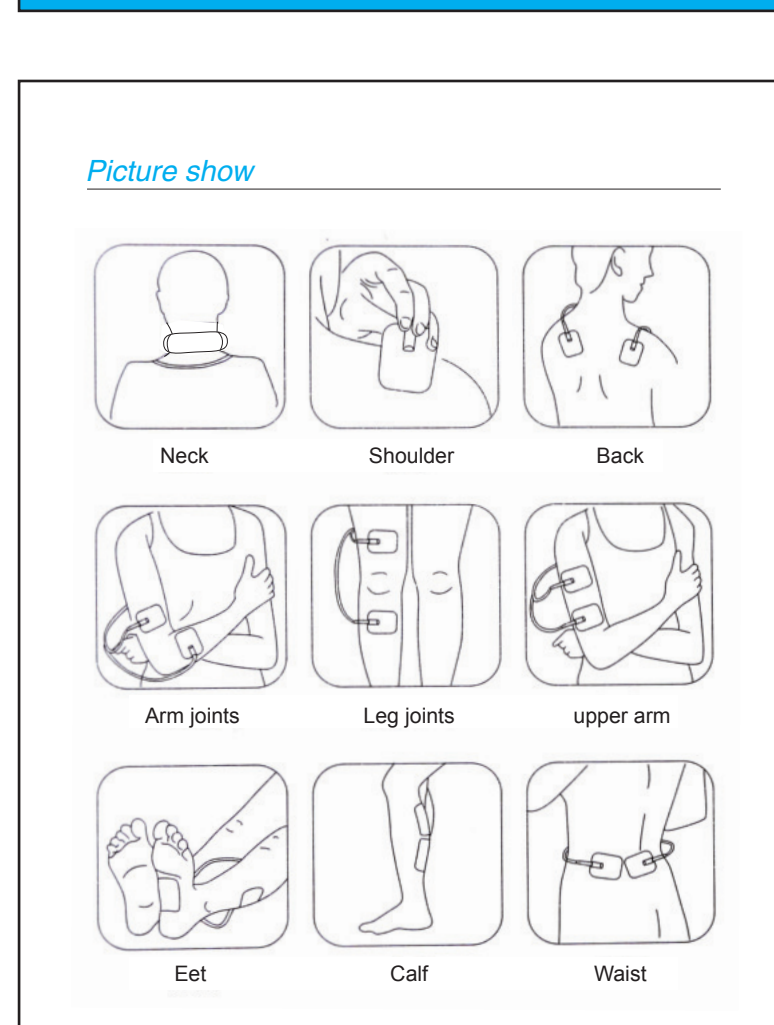
Thank you for buying the "Sheng Yangjiao" brand neck massage instrument, please read the operation manual carefully before use, pay special attention to safety issues, so that the correct operation and use of the product.

Due to the continuous improvement of products, you may get the product is not completely consistent with the instructions, I would like to apologize. Please complete the collector after reading, in order to refer to the future reference.

**Correct boot method**

Reminder

1. Use the hot switch is pressed, hear the "drop" of a sound, the power indicator light flashing blue. Press the remote on, the machine will heat the "drop" of a sound. The blue light stop flashing. If the battery is not in use, the battery needs to be charged. The remote control can not be used, please replace the new remote control battery (No. 7 battery).
2. When charging, please use the 1000mA DC5V power adapter.



**OSTO health life**

Dear user:  
Help: Thank you for choosing our company's products, please check the parts in the package before you use. If there is missing, please directly contact the company's after-sales service department.

Component name	number
Cervical vertebra massage instrument	1
Remote control	1
Meridian physiotherapy plaster	2
Meridian physiotherapy wire	1
Adaptor	1
Specification	1
Conductive sleeve	2

**After-sale service**

1. In order to protect the interests of consumers, consumers can enjoy one year warranty service. Warranty period of the product quality problems caused by product damage, the company can give a free repair service, where more than the warranty period needs to be repaired, the company according to the replacement parts to collect the appropriate part of the cost of the cost.
2. Maintenance should be with the collector together and warranty card, in order to determine the warranty period.
3. The maintenance cost and parts of the non-payment voucher or the products due to the self-damage and man-made damage are assumed by the customer.

**Cleaning and maintenance**

**1 Cleaning and maintenance**

- 1) When a hour of dirt, with a dry soft cloth or dry towel to wipe.
- 2) When clean case, please clean conductive sleeve with a soft cloth or towel stick a little water using dry cleaning, when conducting special dry, use a soft cloth with little alcohol (alcohol concentration of 75%) (cleaning or disinfection).

**2 Caution**

- 1) Please out the place where children can not touch.
- 2) Please do not keep in direct sunlight, high temperature and humidity.
- 3) Please keep in a dry and ventilated place.
- 4) Do not disassemble, repair, and transformation of the products, may cause accidents or failure.

**Technical parameter**

Name: cervical vertebra meridian massage instrument  
Power supply: ac220V, frequency 50Hz connected to a c.c.vv  
Remote control: AAAx2 dry battery  
Hyperthermia temperature: 0-6 degrees C +44C (25 C environment)  
Packing size: 66.5X32X6.1CM  
Weight: 150G/ Carton

**Cleaning and maintenance**

**1 Cleaning and maintenance**

- 1) When a hour of dirt, with a dry soft cloth or dry towel to wipe.
- 2) When clean case, please clean conductive sleeve with a soft cloth or towel stick a little water using dry cleaning, when conducting special dry, use a soft cloth with little alcohol (alcohol concentration of 75%) (cleaning or disinfection).

**2 Caution**

- 1) Please out the place where children can not touch.
- 2) Please do not keep in direct sunlight, high temperature and humidity.
- 3) Please keep in a dry and ventilated place.
- 4) Do not disassemble, repair, and transformation of the products, may cause accidents or failure.

**Technical parameter**

Name: cervical vertebra meridian massage instrument  
Power supply: ac220V, frequency 50Hz connected to a c.c.vv  
Remote control: AAAx2 dry battery  
Hyperthermia temperature: 0-6 degrees C +44C (25 C environment)  
Packing size: 66.5X32X6.1CM  
Weight: 150G/ Carton