


hee
ALLERGY RELIEVER
Light therapy

- ✓ Effective relief from allergic rhinitis and hay fever
- ✓ Can be used alongside medication
- ✓ Lightweight and portable
- ✓ Replacement nose probe cover for multi person use



MC-001 · hee Allergy Reliever
© 2018 Hee Allergy Reliever Ltd. All rights reserved. For UK Limited Liability.
CE 0120 ER IP22

hee
ALLERGY RELIEVER

Issue date: 2018-08-20
Version: A1

User Manual

Model No:MC-001

Contents

Introduction.....2

Parts.....3

Warnings.....3

Using your Allergy Reliever.....4

Battery Information.....5

Specification.....6

Troubleshooting.....7

Maintenance and Cautions.....7

Storage.....7

Disposal.....8

Warranty.....8

Customer Feedback.....9

Explanation of Symbols on the Allergy Reliever.....10

Introduction

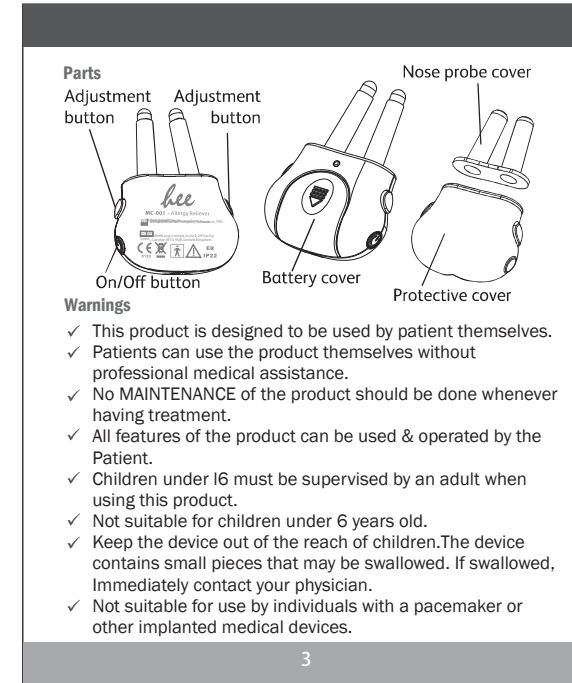
Thank you for choosing Hee Allergy Reliever!

Please read this user manual carefully before use and keep this manual for future reference.

Hee Allergy Reliever is the Class IIA medical device and clinically proven product. The device offers the effective treatment of allergic rhinitis including hay fever (seasonal allergic rhinitis) as well as relief from the symptoms of hay fever. It provides nasal allergy symptom relief caused by outdoor and indoor allergens like grass pollen, cat dander and house dust mites.

Hee Allergy Reliever uses light therapy of two specific wavelengths to gently relieve the symptoms of allergic rhinitis. The device can be used alone or alongside your normal allergy medication.

It is free from wires, easy to carry and use!



- ✓ Not suitable for persons with nasal polyposis , sensitive skin in the nose or with poor circulation.
- ✓ Never look directly into the light beams emitted, even when using an optical instrument (for example-glasses).
- ✓ Avoid using the device in the vicinity of flammable or anesthetic gases.
- ✓ Stop using the device immediately if you feel any discomfort or pain at any time during the treatment. If the discomfort persists, please seek medical advice.
- ✓ Always use the accessories specified by the manufacturer

Using your Allergy Reliever

Before use, please wipe nose probe covers thoroughly with a damp, lint free cloth.


Installing and replacing batteries

When installing or replacing the battery, use a tool (such as "thin metal bar") to press down on the small round hole protruding from the back of the device, and remove the battery cover . And then insert/replace the 2 batteries (2×CR2032 alkaline) , observing correct polarity. At last, close the battery cover securely.

Starting Treatment

Place nose probe covers onto the device. This will protect the device from any liquid that could damage it .Press and hold the On/Off button for 1 second, the two wavelengths are now activated and the red lights will be on.

Note: When the batteries are low and need replacing, the red light will flash and a low battery indicator will sound. Insert the two nasal probes into the nose, as far as it is comfortably possible, by pressing both the adjustable buttons. The treatment lasts 3 minutes and the device will automatically turn off once the treatment is completed.



There will be two consecutive beeps to make you aware of the treatment ending. Remove the probes by pressing both the adjustment buttons. Clean nose probe covers thoroughly after every use. See Maintenance and Cautions for instructions. It is recommended to use 2 times per day and 5-6 hours between each treatment.

Note: The device can be turned off at any time by pressing and holding the on/off button for 1 second.

Stop using the device immediately if you feel any discomfort or pain at any time during the treatment. If the discomfort persists, please seek medical advice.

Battery Information

- For optimum performance, change the batteries every 12 months.
- Remove the batteries if the device is not in use for long periods of time.
- Do not mix old and new batteries or different types of batteries.

- Warning: If batteries leak and come into contact with skin or eyes, wash immediately with copious amounts of water.
- Batteries must be handled by an adult. Keep out of the reach of children, if swallowed, immediately contact your physician.
- Do not use rechargeable batteries. Non-rechargeable batteries are not to be recharged.
- Remove exhausted batteries from the device.
- Dispose of batteries safely according to the battery manufacturer's instructions.

Specification

Model Number: MC-001

Product Name: Allergy Reliever

Power Supply: 2×CR2032 alkaline

Treatment technology: Dual wavelength light therapy

Wavelength used: Red Light 660nm(+/- 5nm)(nanometers)
Infrared Light 940nm(+/- 10nm)

Operation : Approximately 3 minutes twice a day

Storage and transportation condition: -20 °C-55 °C(-4 °F×131 °F)/less than 93% RH

Operation condition: 5 °C-40 °C(41 °F×104 °F)/30%-80% RH

Dimensions: 60mm×44mm×21mm approximately

Product weight: 18g(without batteries)

Battery life: Approximately 30 uses(3 min per one use)

Ingress protection: IP22

Expected life of product: 2 years, under normal usage.

NOTE: Design and specifications are subject to change without notice

Troubleshooting

Problem	Check points	Solution
The device will not turn on	Are the batteries exhausted?	Replace the batteries.
	Are the batteries installed correctly?	Insert the batteries observing correct polarity.

Maintenance and Cautions

- ✓ the device or throw it from a height.
- Do not immerse the device in water or any liquid. Do not drop
- ✓ Do not use any chemical to clean the device. In case you need to clean them, please wipe with a damp, lint free cloth.
- ✓ Do not expose the device to direct sunlight and protect them against dirt and moisture.


Storage

- ✓ Store the device in a cool, well ventilated place.
- ✓ After use, store safely and out of the reach of children.
- ✓ Never place any heavy objects on the device.
- ✓ Remove the batteries from the device if you are not going to use it for a long period of time. Leaking batteries can damage the device.

Disposal

Used, fully discharged batteries must be disposed of in a specifically labelled collection container, at toxic waste collection points or through an electrical retailer. You are under legal obligation to dispose of batteries correctly.

Note: You will find these markings on batteries containing harmful substances:
Pb=battery containing lead,
Cd=battery containing cadmium,
Hg=battery containing mercury.




Please dispose of the device in accordance with the directive 2012/19/EU-WEEE(Waste Electrical and Electronic Equipment). If you have any queries, please refer to the local authorities responsible for waste disposal.

Warranty

This product is guaranteed for a period of one year from the date of purchase against mechanical and electrical manufacturing defects. There are no user serviceable parts inside the instrument.

Any attempted repair by unauthorized persons invalidates the warranty. This does not affect your statutory rights.



Explanation of Symbols on the Allergy Reliever

- Refer to instructions manual(The sign background color:blue ;The sign graphical symbol:white)
- Caution!
- This symbol indicates that the Allergy Reliever is a type BF device
- Disposal in accordance with directive 2012/19/EU(WEEE)
- The name and the address of the manufacturer
- Date of manufacture
- Batch code
- Model number
- Symbol for "Product protection level"
- Keep Dry
- The name and address of the authorised representative in the European Community
- Complies with the European Medical Device Directive (93/42/EEC)and amended by directive 2007/47/EC requirements, Notified body SGS UK
- Exempt Group according to EN 62471:2008